

PLANK PAVER



The long and narrow design of this Nicolock favorite gives a finished and sleek appearance to complement modern design trends.

paver-shield™ pavers

APPLICATIONS:

- DRIVEWAYS
- PATIOS
- WALKWAYS


paver-shield™ has a tight, smooth surface texture and will not expose heavy aggregate as it wears. Ultra-dense surface has more color and more protection. Nicolock has color from top to bottom throughout the paver ensuring a lifetime of beauty. Iron oxide pigments are **guaranteed not to fade!**



Plank Paver | Color: Granite City Blend, Raven & Pewter



PLANK PAVER



	WIDTH	LENGTH	THICKNESS	PCS / SF	SF / PALLET	PCS / PALLET	LBS / PALLET
A	6"	9"	2¾"	2.66	103	54	3,122
B	6"	13"	2¾"	1.85		81	
C	6"	17"	2¾"	1.41		54	
*D	6"	13"	2¾"	1.85	103	189	3,122

*D sold on separate pallet

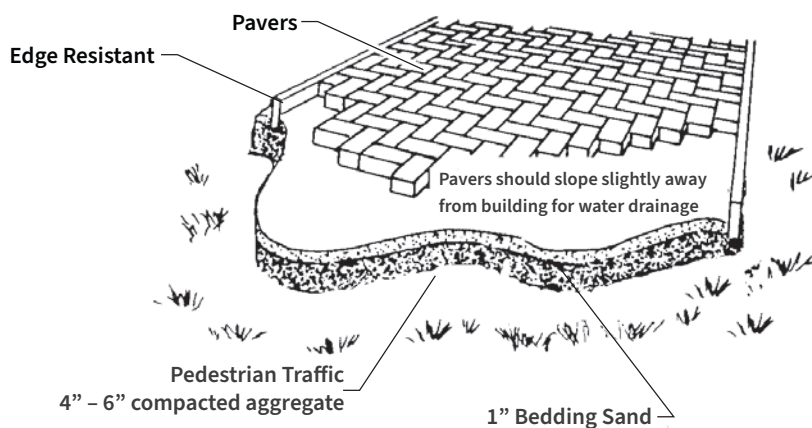


*Premium Colors

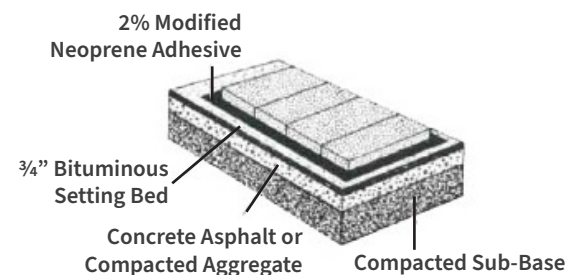
INSTALLATION GUIDELINES: SAND

After excavation, compact the sub grade and install a woven separation fabric if needed. Spread and compact a base of clean, dense graded aggregate (road base). Typical compacted base thickness is 4-6" for pedestrian applications. Pavers are set on a loosely screened 1" bed of graded, clean concrete sand. Maintain a joint size of 1/16" - 3/16". When pavers are set, compact paving stones into sand with mechanical plate vibrator. Joint sand may be spread over paving stones during compaction. Installed pavers should be set 1/8" to 1/4" above final elevations to compensate for any potential settlement. Spread clean dry sand over surface and broom sweep to fill joints. Run vibrator one final time after filling joints.

CROSS-SECTION OF TYPICAL INSTALLATION



NICOLOCK PAVING STONE 1"-31/8" THICK



NOTE: All measurements are nominal. Variance in square footage or linear footage coverage can be up to 5% depending on joint width. The possible occurrence of efflorescence does not affect the structural integrity of the product. Efflorescence is a normal occurrence in concrete products and will dissipate with normal weathering. The use of concrete as a base or setting bed may increase the possibility of efflorescence.

CAUTION: Always use a plate compactor with a pad when installing any textured paving stone.

